


Name of the Company : TARRIF CINE & FINANCE LTD

Script Code/Name of the scrip, class of security :

Quarter ended : 30/09/2015

Partly paid-up shares :-	No. of partly paid-up shares	As a % of total no. of shares	No. of total no. of partly paid-up shares	As a % of total no. of shares of the company
Held by promoter/ promoter group		0.00		0.00
Held by public		0.00		0.00
Total	0	0.00		0.00
Outstanding convertible securities	No. of outstanding securities	As a % of total no. of convertible securities	No. of total no. of outstanding convertible securities	As a % of total no. of shares of the company, assuming full conversion of the convertible securities
Held by promoter/ promoter group		0.00		0.00
Held by public		0.00		0.00
Total	0	0.00		0.00
Warrants	No. of Warrants	As a % of total no. of Warrants	No. of total no. of Warrants	As a % of total no. of shares of the company, assuming full conversion of warrants
Held by promoter/ promoter group	0	0.00		0.00
Held by public	0	0.00		0.00
Total	0	0.00		0.00
Total paid-up capital of the company, assuming full conversion of warrants convertible securities	245000			100.00
Total (A+B+C+D+E+F)				

For TARRIF CINE & FINANCE LTD



Director



Statement Showing Shareholding Pattern

Table I)(a)

Category Shareholder Code	(i)	(ii)	(iii)	(iv)	(v)	As a form		(viii)	(ix) = (viii)/(v) *100
						Percentage of (A+B)	Percentage of (A+B+C)		
Number of Shareholders	Total Number of Shares	Number of Dematerialised Shares	Number of Shares held in form	Percentage of total number of shares	Number of Shares Pledged or otherwise encumbered				
(A) Shareholding of Promoter and Promoter Group²									
1. INDIAN									
(a) INDIVIDUAL / HUF	12	84407	0	34.4518	34.4518	0	0	0.00	0.00
(b) CENTRAL / STATE GOVERNMENT(S)	0	0	0	0.0000	0.0000	0	0	0.00	0.00
(c) BODIES CORPORATE	1	58600	58600	23.9184	23.9184	0	0	0.00	0.00
(d) FINANCIAL INSTITUTIONS / BANKS	0	0	0	0.0000	0.0000	0	0	0.00	0.00
(e) ANY OTHERS (Specify)	0	0	0	0.0000	0.0000	0	0	0.00	0.00
(f) DIRECTORS	0	0	0	0.0000	0.0000	0	0	0.00	0.00
(g) RELATIVES	0	0	0	0.0000	0.0000	0	0	0.00	0.00
(h) GROUP COMPANIES	0	0	0	0.0000	0.0000	0	0	0.00	0.00
(i) TRUSTS	0	0	0	0.0000	0.0000	0	0	0.00	0.00
(iii) SUB TOTAL (AX1) :	13	143007	58600	58.3702	58.3702	0	0	0.00	0.00
2. FOREIGN									
(a) INDIVIDUAL	0	0	0	0.0000	0.0000	0	0	0.00	0.00
(b) BODIES CORPORATE	0	0	0	0.0000	0.0000	0	0	0.00	0.00
(c) INSTITUTIONS	0	0	0	0.0000	0.0000	0	0	0.00	0.00
(d) QUALIFIED FOREIGN INVESTOR	0	0	0	0.0000	0.0000	0	0	0.00	0.00
(e) ANY OTHERS (Specify)	0	0	0	0.0000	0.0000	0	0	0.00	0.00
SUB TOTAL (AX2) :	0	0	0	0.0000	0.0000	0	0	0.00	0.00
Total holding for promoters (A)+(X1)+(X2)									
(A)+(X1)+(X2)	13	143007	58600	58.3702	58.3702	0	0	0.00	0.00
(B) Public shareholding									
1. INSTITUTIONS									
(a) MUTUAL FUNDS / UTI	0	0	0	0.0000	0.0000	0	0	0.00	0.00
(b) FINANCIAL INSTITUTIONS / BANKS	0	0	0	0.0000	0.0000	0	0	0.00	0.00
(c) CENTRAL / STATE GOVERNMENT(S)	0	0	0	0.0000	0.0000	0	0	0.00	0.00
(d) VENTURE CAPITAL FUNDS	0	0	0	0.0000	0.0000	0	0	0.00	0.00
(e) INSURANCE COMPANIES	0	0	0	0.0000	0.0000	0	0	0.00	0.00
(f) FITS	0	0	0	0.0000	0.0000	0	0	0.00	0.00

FOR TARRIF CINE & FINANCE LTD
[Signature]
 Director



Statement Showing Shareholding Pattern

Category Shareholder Code	(i)	(ii)	(iii)	(iv)	Table II(a)		(v)	(vi)	(vii)	(viii)	(ix) = (viii)/(v) * 100
					Total Number of Shares	Number of Shares held in Dematerialised form					
(a) FOREIGN VENTURE CAPITAL INVESTORS	0	0	0	0	0	0.0000	0.0000	0.0000	0	0	0.00
(b) QUALIFIED FOREIGN INVESTOR	0	0	0	0	0	0.0000	0.0000	0.0000	0	0	0.00
(i) ANY OTHERS (Specify)	0	0	0	0	0	0.0000	0.0000	0.0000	0	0	0.00
SUB TOTAL (BX1) :	0	0	0	0	0	0.0000	0.0000	0.0000	0	0	0.00
B 2. Non-institutions											
(a) BODIES CORPORATE	4	78343	0	0	31.9767	31.9767	31.9767	0	0	0	0.00
(b) INDIVIDUAL	118	23650	400	9.6531	9.6531	9.6531	0	0	0	0	0.00
(c) (CAPITAL UPTO TO Rs. 1 Lakh)	0	0	0	0.0000	0.0000	0.0000	0	0	0	0	0.00
(d) ANY OTHERS (Specify)	0	0	0	0.0000	0.0000	0.0000	0	0	0	0	0.00
(i) TRUSTS	0	0	0	0.0000	0.0000	0.0000	0	0	0	0	0.00
(ii) CLEARING MEMBER	0	0	0	0.0000	0.0000	0.0000	0	0	0	0	0.00
(iii) DIRECTORS RELATIVES	0	0	0	0.0000	0.0000	0.0000	0	0	0	0	0.00
(iv) EMPLOYEE	0	0	0	0.0000	0.0000	0.0000	0	0	0	0	0.00
(v) NON RESIDENT INDIANS (NRI)	0	0	0	0.0000	0.0000	0.0000	0	0	0	0	0.00
(vi) OVERSEAS BODIES CORPORATES	0	0	0	0.0000	0.0000	0.0000	0	0	0	0	0.00
(vii) UNCLAIMED SUSPENSE ACCOUNT	0	0	0	0.0000	0.0000	0.0000	0	0	0	0	0.00
SUB TOTAL (BX2) :	122	101993	400	41.6298	41.6298	41.6298	0	0	0	0	0.00
Total Public Shareholding (B)-(BX1) + (BX2)	122	101993	400	41.6298	41.6298	41.6298	0	0	0	0	0.00
Total (A) + (B) :	135	145000	59000	100.0000	100.0000	100.0000	0	0	0	0	0.00
(C) Shares held by Custodians and against which Depository Receipts have been issued											
(i) Promoter and Promoter Group	0	0	0	0.0000	0.0000	0.0000	0	0	0	0	0.00
(ii) Public	0	0	0	0.0000	0.0000	0.0000	0	0	0	0	0.00
SUB TOTAL (CX1) :	0	0	0	0.0000	0.0000	0.0000	0	0	0	0	0.00



For TARRIF CINE & FINANCE LTD
[Signature]
 Director

Grand Total (A) + (B) + (C) 135 245000 59000 100 100.00000 0 0.00

NOTES:

1) NAME, NUMBER OF SHARES HELD & PERCENTAGE OF ENTITIES / PERSONS HOLDING MORE THAN 1% OF THE TOTAL SHARES OF THE COMPANY IS AS PER ANNEXURE

(i)(b) Statement showing holding of securities (including shares, warrants, convertible securities) of persons belonging to the category "Promoter and Promoter Group"

Sr.No	Name of the Shareholder	Total shares held			Encumbered shares (*)			Details of warrants			Details of convertible securities		
		(i)	(ii)	(iii)	(iv)	(v)	(vi)	(vii)	(viii)	(ix)	(x)	(xi)	(xii)
		Number of shares	As a % of grand total (A)+(B)+(C)	Number	As a percentage	Number of grand total (A)+(B)+(C) sub-class (X)	As a % of grand total (A)+(B)+(C) of warrants held the same class	Number of warrants held the same class	As a % total convertible securities held	Number of convertible securities held	As a % total convertible securities of the same class	Total shares (including underlying shares assuming full conversion of warrants and convertible securities) as a % of diluted share capital	
1	THE BINANI COMMERCIAL CO. PVT. LTD.	58600	23.9184	0	0.00	0.00	0.00	0	0	0	0	0	
2	BALKRISHNA BHAWANIDAS BINANI	38400	15.6735	0	0.00	0.00	0.00	0	0	0	0	0	
3	ANIRUDDH BALKRISHNA BINANI	21000	8.5714	0	0.00	0.00	0.00	0	0	0	0	0	
4	APARNA MADHUR SONANI	10000	4.0816	0	0.00	0.00	0.00	0	0	0	0	0	
5	BALKRISHNA BHAWANIDAS BINANI	10000	4.0816	0	0.00	0.00	0.00	0	0	0	0	0	
6	BALKRISHNA BINANI	5000	2.0408	0	0.00	0.00	0.00	0	0	0	0	0	
7	GOPAL KRISHNA BABULAL MANGAL	1	0.0004	0	0.00	0.00	0.00	0	0	0	0	0	
8	KIRTILAL RATANLA SAKHALA	1	0.0004	0	0.00	0.00	0.00	0	0	0	0	0	
9	PRAHLADRAI PAREEK	1	0.0004	0	0.00	0.00	0.00	0	0	0	0	0	
10	PRASHANT R JOSHI	1	0.0004	0	0.00	0.00	0.00	0	0	0	0	0	
11	SEEMA S.N.BHASIN	1	0.0004	0	0.00	0.00	0.00	0	0	0	0	0	
12	SHAJI VARUGHESE	1	0.0004	0	0.00	0.00	0.00	0	0	0	0	0	
13	ASHOK SHARMA	1	0.0004	0	0.00	0.00	0.00	0	0	0	0	0	
	TOTAL:	143007	58.3702	0	0.00	0.0000	0.0000	0	0	0	0	0	

PRINTED ON: 30/10/2015

PAGE NO: 1



F&P TARRIF CINE & FINANCE LTD
Prof. Chaitanya
 Director

Print Date: 30/10/2015

Statement showing holding of securities (including shares, warrants, convertible securities) of persons belonging to the category "Public" and holding more than 1% of the total number of shares.

(I)(c)(ii)

Sr.No	Name of the shareholder	Number of shares	Shares as a percentage of total number of shares (i.e., Grand Total (A) + (B)+(C) indicated in Statement at para (I) (a) above)	Details of warrants	Details of convertible securities	Total shares (including underlying shares assuming full conversion of warrants and convertible securities) as a % of diluted share capital
				Number of warrants	As a % total number of warrants of the same class	
				Number of convertible securities held	% w.r.t. total number of convertible securities of the same class	
1	PRAGDAS MATHURADAS (B) P LTD	26000	10.6122	0	0	0
2	PRAGDAS MATHURADAS (B) P LTD	26000	10.6122	0	0	0
3	PONTIAC PROPETIES (P) LTD.,	19543	7.9767	0	0	0
4	SHARDA HEMANT BHATTAR	7000	2.8571	0	0	0
5	PRAGDAS MATHURADAS (B) P LTD	6800	2.7755	0	0	0
6	RAJESH KIMAR RAJRATAN BAGRI	4000	1.6327	0	0	0
7	RAJESH KUMAR RAJRATAN BAGRI	4000	1.6327	0	0	0
TOTAL :		93343	38.0992	0	0	0


Printed Date : 30/10/2015

PAGE NO : 1

(I)(c)(ii) Statement showing holding of securities (including shares, warrants, convertible securities) of persons (together with PAC) belonging to the category "Public" and holding more than 5% of the total number of shares of the company.

SR.NO	Name	Number of shares	Per	Details of warrants	Details of convertible securities	Total shares (including underlying shares assuming full conversion of warrants and convertible securities) as a % of diluted share capital
				Number of warrants held	As a % total number of warrants of the same class	
				Number of convertible securities held	% w.r.t. total number of convertible securities of the same class	
1	PRAGDAS MATHURADAS (B) P LTD	26000	10.6122	0	0	0
2	PRAGDAS MATHURADAS (B) P LTD	26000	10.6122	0	0	0
3	PONTIAC PROPETIES (P) LTD.,	19543	7.9767	0	0	0
TOTAL :		71543	29.2012	0	0	0

Printed Date : 30/10/2015

For TARRIF CINE & FINANCE LTD

 Director



Print Date : 30/10/2015

(i)(d)

Statement showing details of locked-in shares

AS ON: 30/09/2015

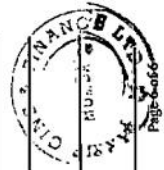
Sr. No	Name of the shareholder	Number of locked-in shares	Locked-in shares as a percentage of total number of shares (i.e., Grand Total (A)+(B)+ (C) indicated in Statement at para (i)(a) above)	Promoter / Promoter Group / Public
1				
TOTAL:				

(ii)(a) Statement showing details of Depository Receipts (DRs)

Sr. No.	Type of Outstanding DR (ADRs, GDRs, SDRs etc.)	No of Outstanding DRs	No of Shares underlying outstanding DRs	Shares underlying outstanding DRs as a Percentage of total number of shares (i.e Grand Total (A)+(B) + (C) Indicated in statement at para(i) (a) above)
1	GDRs			
TOTAL:				

(ii) (b) Statement showing holding of Depository Receipts (DRs), where underlying shares held by promoter / promoter group are in excess of 1% of the total number of shares.

Sr. No.	Name of the DR Holder	Type of Outstanding DR (ADRs, GDRs, SDRs etc.)	No of Shares underlying outstanding DRs	Shares underlying outstanding DRs as a Percentage of total number of shares (i.e Grand Total (A)+(B)+(C) Indicated in statement at Para (i) (a) above)
1				
TOTAL:				



For TARRIF CINE & FINANCE LTD

[Signature]
Director

Print Date: 30/10/2015