


Name of the Company : TARRIF CINE & FINANCE LTD
 Scrip Code, Name of the scrip, class of security :

Quarter ended : 30/09/2014

Partly paid-up shares :-	No. of partly paid-up shares	As a % of total no. of partly paid-up shares	As a % of total no. of shares of the company
Held by promoter/ promoter group		0.00	0.00
Held by public		0.00	0.00
Total	0	0.00	0.00
Outstanding convertible securities	No. of outstanding securities	As a % of total no. of outstanding convertible securities	As a % of total no. of shares of the company, assuming full conversion of the convertible securities
Held by promoter/ promoter group		0.00	0.00
Held by public		0.00	0.00
Total	0	0.00	0.00
Warrants	No. of Warrants	As a % of total no. of Warrants	As a % of total no. of shares of the company, assuming full conversion of warrants
Held by promoter/ promoter group	0	0.00	0.00
Held by public	0	0.00	0.00
Total	0	0.00	0.00
Total paid-up capital of the company, assuming full conversion of warrants convertible securities Total (A+B+C+ D+E+F)	245000		100.00

FOR TARRIF CINE & FINANCE LTD.

 DIRECTOR

Statement Showing Shareholding Pattern

Table (I)(a)

Category of Shareholder Code	Category of Shareholder	Number of Shareholders	Total Number Of Shares	Number of Dematerialised shares	Total Shareholding as a percentage of total number of shares		Number of Shares pledged or encumbered	As a percentage (IX)= (VIII)/(V)*100
					As a Percentage of (A+B)	As a Percentage of (A+B+C)		
(I)	(II)	(III)	(IV)	(V)	(VI)	(VII)	(VIII)	(IX)

(A) Shareholding of Promoter and Promoter Group2

1. INDIAN								
(a)	INDIVIDUAL/HUF	12	84407	0	34.4518	34.4518	0	0.00
(b)	CENTRAL/ STATE GOVERNMENT(S)	0	0	0	0.0000	0.0000	0	0.00
(c)	BODIES CORPORATE	1	58600	58600	23.9184	23.9184	0	0.00
(d)	FINANCIAL INSTITUTIONS/ BANKS	0	0	0	0.0000	0.0000	0	0.00
(e)	ANY OTHERS (Specify)	0	0	0	0.0000	0.0000	0	0.00
(i)	DIRECTORS RELATIVES	0	0	0	0.0000	0.0000	0	0.00
(ii)	GROUP COMPANIES	0	0	0	0.0000	0.0000	0	0.00
SUB TOTAL (A)(1) :		13	143007	58600	58.3702	58.3702	0	0.00

2. FOREIGN								
(a)	INDIVIDUAL	0	0	0	0.0000	0.0000	0	0.00
(b)	BODIES CORPORATE	0	0	0	0.0000	0.0000	0	0.00
(c)	INSTITUTIONS	0	0	0	0.0000	0.0000	0	0.00
(d)	QUALIFIED FOREIGN INVESTOR	0	0	0	0.0000	0.0000	0	0.00
(e)	ANY OTHERS (Specify)	0	0	0	0.0000	0.0000	0	0.00
SUB TOTAL (A)(2) :		0	0	0	0.0000	0.0000	0	0.00

Total holding for promoters (A)=(A)(1) + (A)(2)		13	143007	58600	58.3702	58.3702	0	0.00
--	--	-----------	---------------	--------------	----------------	----------------	----------	-------------

(B) Public shareholding

I. INSTITUTIONS								
(a)	MUTUAL FUNDS/ UTI	0	0	0	0.0000	0.0000	0	0.00
(b)	FINANCIAL INSTITUTIONS / BANKS	0	0	0	0.0000	0.0000	0	0.00
(c)	CENTRAL/ STATE GOVERNMENT(S)	0	0	0	0.0000	0.0000	0	0.00
(d)	VENTURE CAPITAL FUNDS	0	0	0	0.0000	0.0000	0	0.00
(e)	INSURANCE COMPANIES	0	0	0	0.0000	0.0000	0	0.00
(f)	PIS	0	0	0	0.0000	0.0000	0	0.00
(g)	FOREIGN VENTURE CAPITAL INVESTORS	0	0	0	0.0000	0.0000	0	0.00

For TANTU ONE 2 FINANCE LTD.


DIRECTOR

Statement Showing Shareholding Pattern

Table (I)(a)

Category of Shareholder	Number of Shareholders	Total Number Of Shares	Number of Shares held in form		As a Percentage of (A+B)	As a Percentage of (A+B+C)	Number of Shares	Shares Pledged or otherwise encumbered	As a percentage (IX)=(VII)/(V)*100
			Dematerialized shares	Physical shares					
(i) QUALIFIED FOREIGN INVESTOR	0	0	0	0	0.0000	0.0000	0	0	0.00
(ii) ANY OTHERS	0	0	0	0	0.0000	0.0000	0	0	0.00
SUB TOTAL (B)(1) :	0	0	0	0	0.0000	0.0000	0	0	0.00
B.2. Non-institutions									
(a) BODIES CORPORATE	4	78343	0	0	31.9767	31.9767	0	0	0.00
(b) INDIVIDUAL (CAPITAL UP TO Rs. 1 Lakh)	118	23630	400	0	9.6531	9.6531	0	0	0.00
(c) QUALIFIED FOREIGN INVESTOR	0	0	0	0	0.0000	0.0000	0	0	0.00
(d) ANY OTHERS (Specify)	0	0	0	0	0.0000	0.0000	0	0	0.00
(i) TRUSTS	0	0	0	0	0.0000	0.0000	0	0	0.00
(ii) CLEARING MEMBER	0	0	0	0	0.0000	0.0000	0	0	0.00
(iii) DIRECTORS RELATIVES	0	0	0	0	0.0000	0.0000	0	0	0.00
(iv) EMPLOYEE	0	0	0	0	0.0000	0.0000	0	0	0.00
(v) NON RESIDENT INDIANS (NRI)	0	0	0	0	0.0000	0.0000	0	0	0.00
(vi) OVERSEAS BODIES CORPORATES	0	0	0	0	0.0000	0.0000	0	0	0.00
(vii) UNCLAIMED SUSPENSE ACCOUNT	0	0	0	0	0.0000	0.0000	0	0	0.00
SUB TOTAL (B)(2) :	122	101993	400	0	41.6298	41.6298	0	0	0.00
Total Public Shareholding (B)-(B)(1) + (B)(2)	122	101993	400	0	41.6298	41.6298	0	0	0.00
Total (A) + (B) :	135	245000	59000	0	100.0000	100.0000	0	0	0.00
(C) Shares held by Custodians and against which Depository Receipts have been issued									
(i) Promoter and Promoter Group	0	0	0	0	0.0000	0.0000	0	0	0.00
(ii) Public	0	0	0	0	0.0000	0.0000	0	0	0.00
SUB TOTAL (C)(1) :	0	0	0	0	0.0000	0.0000	0	0	0.00

FOR TARRIF CINE & FINANCE

[Signature]

DIRECTOR

Grand Total (A) + (B) + (C) 135 245000 59000 100 100,0000 0 0,00

NOTES:

1) NAME NUMBER OF SHARES HELD & PERCENTAGE OF ENTITIES / PERSONS HOLDING MORE THAN 1% OF THE TOTAL SHARES OF THE COMPANY IS AS PER ANNEXURE

(1)(b) Statement showing holding of securities (including shares, warrants, convertible securities) of persons belonging to the category "Promoter and Promoter Group"

Sl.No	Name of the Shareholder	Total shares held			Encumbered shares (*)			Details of warrants			Details of convertible securities			Total shares (including underlying shares assuming full conversion of warrants and convertible securities) as a % of diluted share capital
		Number of shares	As a % of grand total (A)+(B)+(C)	As a % of grand total (A)+(B)+(C) of sub-clause (1)(a)	Number	As a percentage (V)-(V)/(III)* 100	As a % of grand total (A)+(B)+(C) of sub-clause (1)(a)	Number of total warrants held of the same class	As a % of total number of warrants of the same class	Number of convertible securities held	As a % of total number of convertible securities of the same class	Number of convertible securities held	As a % of total number of convertible securities of the same class	
(I)	(II)	(III)	(IV)	(V)	(VI)=(V)/(III)* 100	(VII)	(VIII)	(IX)	(X)	(XI)	(XII)			
1	THE BINANI COMMERCIAL CO. PVT. LTD.	58600	23.9184	0	0.00	0.00	0	0	0	0	0			
2	BALKRISHNA BHAWANIDAS BINANI	38400	15.6735	0	0.00	0.00	0	0	0	0	0			
3	ANIRUDDH BALKRISHNA BINANI	21000	8.5714	0	0.00	0.00	0	0	0	0	0			
4	BALKRISHNA BHAWANIDAS BINANI	10000	4.0816	0	0.00	0.00	0	0	0	0	0			
5	APARNA MADHUR SOMANI	10000	4.0816	0	0.00	0.00	0	0	0	0	0			
6	BALKRISHNA BINANI	5000	2.0408	0	0.00	0.00	0	0	0	0	0			
7	SHAJI VARUGHESE	1	0.0004	0	-0.00	0.00	0	0	0	0	0			
8	SEEMA S N BHASIN	1	0.0004	0	0.00	0.00	0	0	0	0	0			
9	KIRTI LAL RATANLA SAKHALA	1	0.0004	0	0.00	0.00	0	0	0	0	0			
10	ASHOK SHARMA	1	0.0004	0	0.00	0.00	0	0	0	0	0			
11	PRASHANT R JOSHI	1	0.0004	0	0.00	0.00	0	0	0	0	0			
12	PRAHLADRAI PAREEK	1	0.0004	0	0.00	0.00	0	0	0	0	0			
13	GOPAL KRISHNA BABULAL MANGAL	1	0.0004	0	0.00	0.00	0	0	0	0	0			
TOTAL:		143007	58.3702	0	0.00	0.0000	0	0	0	0	0			

PRINTED ON : 10/10/2014

PAGE NO : 1

FOR TARRIF ONE & FINANCE LTD.

Print Date : 10/10/2014

Page 4 of 6


DIRECTOR

(1)(c)(i) Statement showing holding of securities (including shares, warrants, convertible securities) of persons belonging to the category "Public" and holding more than 1% of the total number of shares.

Sr.No	Name of the shareholder	Number of shares	Shares as a percentage of total number of shares i.e. Grand Total (A) + (B) + (C) indicated in Statement at para (1) (a) above.	Details of warrants		Details of convertible securities		Total shares (including underlying shares assuming full conversion of warrants and convertible securities) as a % of diluted share capital
				Number of warrants	As a % total number of warrants of the same class	Number of convertible securities held	% w.r.t. total number of convertible securities of the same class	
1	PRAGDAS MATHURADAS (B) P LTD	26000	10.6122	0	0	0	0	0
2	PRAGDAS MATHURADAS (B) P LTD	26000	10.6122	0	0	0	0	0
3	PONTIAC PROPERTIES (P) LTD,	19543	7.9767	0	0	0	0	0
4	SHARDA HEMANT BHATTAR	7000	2.8571	0	0	0	0	0
5	PRAGDAS MATHURADAS (B) P LTD	6800	2.7755	0	0	0	0	0
6	RAJESH KUMAR RAJRATAN BAGRI	4000	1.5327	0	0	0	0	0
7	RAJESH KUMAR RAJRATAN BAGRI	4000	1.5327	0	0	0	0	0
TOTAL:		93343	38.0992	0	0	0	0	0


Printed Date : 10/10/2014

PAGE NO : 1

(1)(c)(ii) Statement showing holding of securities (including shares, warrants, convertible securities) of persons (together with PAC) belonging to the category "Public" and holding more than 5% of the total number of shares of the company.

SR.NO	Name	Number of shares	Per	Details of warrants		Details of convertible securities		Total shares (including underlying shares assuming full conversion of warrants and convertible securities) as a % of diluted share capital
				Number of warrants held	As a % total number of warrants of the same class	Number of convertible securities held	% w.r.t. total number of convertible securities of the same class	
1	PRAGDAS MATHURADAS (B) P LTD	26000	10.6122	0	0	0	0	0
2	PRAGDAS MATHURADAS (B) P LTD	26000	10.6122	0	0	0	0	0
3	PONTIAC PROPERTIES (P) LTD,	19543	7.9767	0	0	0	0	0
TOTAL:		71943	28.2012	0	0	0	0	0

Printed Date : 10/10/2014

FOR TARRIF CINE & FINANCE LTD.

 DIRECTOR

(i)(d)

Statement showing details of locked-in shares

AS ON : 30/09/2014

Sr No	Name of the shareholder	Number of locked-in shares	Locked-in shares as a percentage of total number of shares i.e. Grand Total (A)+(B)+ (C) indicated in Statement at para (Y4) above}	Promoter / Promoter Group / Public
1				
TOTAL:				

(ii)(e)


Statement showing details of Depository Receipts (DRs)

Sr.No.	Type of Outstanding DR (ADRs,GDRs,SDRs etc.)	No of Outstanding DRs.	No of Shares underlying outstanding DRs.	Shares underlying outstanding DRs as a Percentage of total number of shares (i.e Grand Total (A)+(B) + (C) Indicated in statement at para(I) (a) above)
1	GDRs			
TOTAL :				

(ii) (b) Statement showing holding of Depository Receipts (DRs) , where underlying shares held by 'promoter / promoter group' are in excess of 1% of the total number of shares.

Sr.No.	Name of the DR Holder	Type of Outstanding DR (ADRs,GDRs,SDRs etc.)	No of Shares underlying outstanding DRs.	Shares underlying outstanding DRs as a Percentage of total number of shares (i.e Grand Total (A)+(B)+(C) Indicated in statement at Para (I) (a) above)
1				
TOTAL :				

FOR TARIQ CINE & FINANCE LTD.


DIRECTOR