



Auditor's Report on annual financial results of SPV Global Trading Limited pursuant to Regulation 33 of the SEBI (Listing Obligations and Disclosure Requirements) Regulation, 2015

To,
The Board of Directors of
SPV Global Trading Limited

Report on the audit of the Financial Results

Opinion


We have audited the accompanying annual financial results of **SPV Global Trading Limited** (the "Company") for the year ended 31st March, 2023 ("Statement"), attached herewith, being submitted by the Company pursuant to the requirements of Regulation 33 of the SEBI (Listing Obligations and Disclosure Requirements) Regulations, 2015, as amended (the "Listing Regulations").

In our opinion and to the best of our information and according to the explanations given to us, the aforesaid annual financial results:

- i. is presented in accordance with the requirements of Regulation 33 of the SEBI (Listing Obligations and Disclosure Requirements) Regulation, 2015.; and
- ii. give a true and fair view in conformity with the recognition and measurement principles laid down in the applicable Indian Accounting standards and other accounting principles generally accepted in India, of the net profit and other comprehensive loss and other financial information for the year ended 31st March, 2023.

Basis for Opinion

We conducted our audit in accordance with the Standards on Auditing (SAs) specified under section 143(10) of the Companies Act 2013. Our responsibilities under those SAs are further described in the Auditor's Responsibilities for the Audit of the Annual Financial Results section of our report. We are independent of the Company in accordance with the Code of Ethics issued by the Institute of Chartered Accountants of India together with the ethical requirements that are relevant to our audit of the annual financial results under the provisions of the Act and the Rules made thereunder, and we have fulfilled our other ethical responsibilities in



accordance with these requirements and the Code of Ethics. We believe that the audit evidence we have obtained is sufficient and appropriate to provide a basis for our opinion on the annual financial results.

Management's Responsibilities for the Financial Results

The Statement has been compiled from related audited annual financial statements. The Company's Board of Directors are responsible for the preparation and presentation of the annual financial results that gives a true and fair view of the net profit and other comprehensive income and other financial information in accordance with the recognition and measurement principles laid down in Accounting Standards prescribed under Section 133 of the Act read with relevant rules issued thereunder and other accounting principles generally accepted in India and in compliance with Regulation 33 of the Listing Regulations. This responsibility also includes maintenance of adequate accounting records in accordance with the provisions of the Act for safeguarding of the assets of the Company and for preventing and detecting frauds and other irregularities; selection and application of appropriate accounting policies; making judgments and estimates that are reasonable and prudent; and design, implementation and maintenance of adequate internal financial controls, that were operating effectively for ensuring the accuracy and completeness of the accounting records, relevant to the preparation and presentation of the Annual Financial Results that give a true and fair view and are free from material misstatement, whether due to fraud or error.

In preparing the Annual Financial Results, the Board of Directors are responsible for assessing the Company's ability to continue as a going concern, disclosing, as applicable, matters related to going concern and using the going concern basis of accounting unless the Board of Directors either intends to liquidate the Company or to cease operations, or has no realistic alternative but to do so.

The Board of Directors are also responsible for overseeing the Company's financial reporting process.

Auditor's Responsibilities for the Audit of the Annual Financial Results

Our objectives are to obtain reasonable assurance about whether the Annual Financial Results as a whole are free from material misstatement, whether due to fraud or error, and to issue an auditor's report that includes our opinion. Reasonable assurance is a high level of assurance but is not a guarantee that an audit conducted in accordance with SAs will always detect a material misstatement when it exists. Misstatements can arise from fraud or error and are considered material if, individually or in the aggregate, they could reasonably be expected to influence the economic decisions of users taken on the basis of these Annual Financial Results.

As part of an audit in accordance with SAs, we exercise professional judgment and maintain professional skepticism throughout the audit. We also:



- identify and assess the risks of material misstatement of the Annual Financial Results, whether due to fraud or error, design and perform audit procedures responsive to those risks, and obtain audit evidence that is sufficient and appropriate to provide a basis for our opinion. The risk of not detecting a material misstatement resulting from fraud is higher than for one resulting from error, as fraud may involve collusion, forgery, intentional omissions, misrepresentations, or the override of internal control.
- obtain an understanding of internal control relevant to the audit in order to design audit procedures that are appropriate in the circumstances. Under Section 143(3)(i) of the Act, we are also responsible for expressing our opinion on whether the Company has adequate internal financial controls with reference to annual financial statements in place and the operating effectiveness of such controls.
- evaluate the appropriateness of accounting policies used and the reasonableness of accounting estimates and related disclosures made by management.
- conclude on the appropriateness of the Management's use of the going concern basis of accounting and, based on the audit evidence obtained, whether a material uncertainty exists related to events or conditions that may cast significant doubt on the Company's ability to continue as a going concern. If we conclude that a material uncertainty exists, we are required to draw attention in our auditor's report to the related disclosures in the annual financial results or, if such disclosures are inadequate, to modify our opinion. Our conclusions are based on the audit evidence obtained up to the date of our auditor's report. However, future events or conditions may cause the Company to cease to continue as a going concern.
- evaluate the overall presentation, structure and content of the Annual Financial Results, including the disclosures, and whether the Annual Financial Results represents the underlying transactions and events in a manner that achieves fair presentation.

Materiality is the magnitude of misstatements in the Annual Financial Results that, individually or in aggregate, makes it probable that the economic decisions of a reasonably knowledgeable user of the Annual Financial Results may be influenced. We consider quantitative materiality and qualitative factors in (i) planning the scope of our audit work and in evaluating the results of our work; and (ii) to evaluate the effect of any identified misstatements in the Annual Financial Results.

We communicate with those charged with governance regarding, among other matters, the planned scope and timing of the audit and significant audit findings, including any significant deficiencies in internal control that we identify during our audit.




We also provide those charged with governance with a statement that we have complied with relevant ethical requirements regarding independence, and to communicate with them all relationships and other matters that may reasonably be thought to bear on our independence, and where applicable, related safeguards.

Other Matter

The Annual Financial Results includes the results for the quarter ended 31st March, 2023 being the balancing figure between the audited figures in respect of the full financial year and the published unaudited year-to-date figures up to the third quarter of the current financial year, which were subjected to a limited review by us.

For S S R C A & Co.
Chartered Accountants
FRN: 108726W

A circular stamp of S S R C A & Co. Chartered Accountants is overlaid on the signature. The stamp contains the text 'S S R C A & CO.' at the top and 'CHARTERED ACCOUNTANTS' at the bottom, with two stars on either side. The signature 'Shubham Jain' is written in black ink across the stamp.

Shubham Jain
Partner
M. No. 443522

UDIN: 23443522BGWPMQ6125

Place: Mumbai
Dated: 30.05.2023

STATEMENT OF STANDALONE FINANCIAL RESULTS FOR THE QUARTER AND YEAR ENDED 31ST MARCH, 2023

S. No.	PARTICULARS	(' in Lacs) Except EPS				
		Quarter ended			Year ended	
		31-03-2023	31-12-2022	31-03-2022	31-03-2023	31-03-2022
	(audited)	(Unaudited)	(audited)	(audited)	(Audited)	
1	Income From Operations					
	Revenue from Operations	2081.58	317.19	81.66	2719.25	376.98
	Other Income	0.83	45.72	0.06	46.90	47.40
	Total Income	2,082.41	362.91	81.72	2766.14	424.38
2	Expenses					
	a) Purchases of Stock-in-trade	2036.89	310.86	80.06	2662.14	369.62
	b) Employee Benefits expenses	2.59	3.04	3.72	11.69	15.16
	c) Finance Costs	0.66	0.06	0.15	1.02	2.94
	d) Depreciation & Amortisation Exp.	0.01	0.01	0.01	0.03	0.03
	e) Other Expenses	5.38	0.91	14.30	23.89	29.61
	Total Expenses	2,045.52	314.87	98.24	2698.77	417.36
3	Profit / (Loss) before tax	36.88	48.04	-16.52	67.37	7.02
4	Tax Expenses					
	Current Tax	9.62	10.86	-1.50	20.48	4.88
	Earlier Years					0.02
	Deferred Tax	-0.01	-0.01	-3.15	3.13	(2.02)
5	Net Profit/(Loss) for the period	27.28	37.18	-11.86	43.76	4.15
6	Other Comprehensive Income					
7	Net fair value gain/(loss) on investments in equity instruments through OCI	-0.09	(0.01)	0.28	-0.38	0.65
	Income tax benefit/(expense) on net fair value gain/(loss) on investments in equity instruments through OCI	0.02	0.00	-0.10	0.11	(0.10)
8	Total Comprehensive Income for the year	27.21	37.18	-11.69	43.49	4.69
9	Paid-up Equity Capital (Face Value Rs.10/- per share)			24.50	196.00	24.50
10	Other Equity				194.53	151.05
11	Earning per share of Rs. 10/- each					
	(a) Basic (In Rs.)	1.39*	1.90*	(4.85)*	2.23	1.70
	(b) Diluted (In Rs.)	1.39*	1.90*	(4.85)*	2.23	1.70
	*not Annualised					

- The above audited results which are published in accordance with Regulation 33 of the SEBI (Listing Obligations & Disclosure Requirements) 2015, as amended have been reviewed by the Audit Committee and approved by the Board of Directors at their meeting held on MAY 30, 2023. The financial results are in accordance with the Indian Accounting Standards (Ind-AS) as prescribed under Section 133 of the Companies Act, 2013, read with relevant Rules thereunder. These results have been audited by the Statutory Auditors of the Company.
- The Company is engaged solely in trading activity segment and all activities of the Company revolve around this business. As such there are no other reportable segment as defined by the Indian Accounting Standard - 108 on "Operating Segment" issued by the Institute of Chartered Accountants of India.
- Figures to the previous periods have been regrouped, wherever necessary, to correspond with the figures of the current period.
- The figures of the 3 Months ended 31.03.2023 and corresponding 3 Months ended 31.03.2022 are the balancing figures between the audited figures of the respective financial years and the published figures up to the 9th months of relevant financial years.

For SPV Global Trading Limited

Place: Mumbai
Dated : 30/05/2023

Balkrishna Binani
Managing Director
DIN : 00175080



M

SPV GLOBAL TRADING LIMITED**CIN: L27100MH1985PLC035268**

Regd.Off : 28/30, Anantwadi, Mumbai-400 002

Email : spvglobaltrading@gmail.com; Telephone: 022-22014001; Fax: 022-22014003

Standalone Balancesheet As At 31st March,2023**(Rs.in Lacs)**

Statement of Assets & Liabilities	As At 31-03-2023 (Audited)	As At 31-03-2022 (Audited)
ASSETS		
Non-current Assets		
Intangible Assets	0.08	0.11
Investment in Bullion	1.40	1.40
Investment in Subsidiary	302.20	302.20
Financial Assets		
Investments	6.76	6.85
Deferred Tax Asset (net)	-	3.02
Current Tax Assets (Net)	0.67	3.45
Other Non-current Assets	4.92	5.61
	316.04	322.65
Current Assets		
Financial Assets		
Trade Receivables	-	0.07
Cash and Cash Equivalents	3.69	7.24
Other Bank Balances	-	0.08
Other Current Assets	164.70	1.50
	168.39	8.89
TOTAL ASSETS	484.42	331.55
EQUITY AND LIABILITIES		
Equity		
Equity Share Capital	196.00	24.50
Other Equity	194.53	151.05
	390.53	175.55
Liabilities		
Non-current Liabilities		
Financial Liabilities		
- Borrowings	-	10.13
Deferred Tax Liabilities (net)	0.00	-
	0.00	10.13
Current Liabilities		
Financial Liabilities		
Other Financial Liabilities	2.02	2.34
Current Tax Liabilities (Net)	12.99	-
Other Current Liabilities	78.87	143.53
	93.88	145.87
TOTAL EQUITY AND LIABILITIES	484.42	331.55

For SPV Global Trading Limited

Place: Mumbai

Dated : 30th May, 2023

Balkrishna Binani
Director
DIN : 00175080

SPV GLOBAL TRADING LIMITED

CIN: L27100MH1985PLC035268


Standalone Cash Flow Statement for the year ended 31st March, 2023

(Rs.in Lacs)

	As At 31-03-2023 (Audited)	As At 31-03-2022 (Audited)
A. CASH FLOW FROM OPERATING ACTIVITIES :		
a) NET PROFIT/(LOSS) BEFORE TAX AND EXTRAORDINARY ITEMS	67.37	7.02
ADJUSTMENTS FOR:		
Dividend Received	(45.93)	(45.60)
Fair value (gain)/loss on investments	0.02	-
Interest Received	(0.10)	-
Interest Paid	0.36	2.89
Interest on IT Refund	(0.15)	(0.51)
Expenses related to investment activities	-	0.01
Depreciation and Amortisation Expenses	0.03	0.03
b) OPERATING PROFIT/(LOSS) BEFORE WORKING CAPITAL CHANGES	21.60	(36.16)
ADJUSTMENTS FOR:		
(Increase)/Decrease in Other Non-current Assets	0.69	(4.85)
(Increase)/Decrease in Trade Receivables	0.07	212.86
(Increase)/Decrease in Other Current Assets	(163.20)	(1.39)
Increase/(Decrease) in Other Financial Liabilities	(0.32)	0.91
Increase/(Decrease) in Other Current Liabilities	(64.66)	36.00
(Increase)/Decrease in Other Bank Balances	0.08	-
CASH GENERATED FROM OPERATIONS	(205.73)	207.37
Income Tax (Paid)/Refund	(4.70)	(1.81)
NET CASH FROM/(USED IN) OPERATING ACTIVITIES	(210.44)	205.56
B. CASH FLOW FROM INVESTING ACTIVITIES:		
Expenses related to investment activities	-	(0.01)
(Purchases)/Sale of Investments (net)	(0.30)	3.71
Interest Received	0.10	-
Interest on IT Refund	0.15	0.51
Dividend Received	45.93	45.60
NET CASH FROM/(USED IN) INVESTING ACTIVITIES	45.88	49.81
C. CASH FLOW FROM FINANCIAL ACTIVITIES		
Proceeds of Right issue of Equity shares	171.50	-
Increase/(decrease) in Borrowings	(10.13)	(249.87)
Interest Paid	(0.36)	(2.89)
NET CASH FROM/(USED IN) FINANCIAL ACTIVITIES	161.00	(252.75)
NET INCREASE/(DECREASE) IN CASH AND CASH EQUIVALENTS	(3.55)	2.62
CASH AND CASH EQUIVALENTS (OPENING BALANCE)	7.24	4.62
CASH AND CASH EQUIVALENTS (CLOSING BALANCE)	3.69	7.24

Place: Mumbai
Dated : 30th May, 2023

For SPV Global Trading Limited


Balkrishna Binani
Managing Director
DIN : 00175080





Auditor's Report on annual consolidated financial results of SPV Global Trading Limited pursuant to Regulation 33 of the SEBI (Listing Obligations and Disclosure Requirements) Regulation, 2015

**To,
The Board of Directors of
SPV Global Trading Limited**

Report on the audit of the Consolidated Financial Results

Opinion

We have audited the accompanying Statement of Consolidated Financial Results of **SPV Global Trading Limited** (the "Holding Company") and its subsidiaries (together referred to as the "Group") for the year ended 31st March, 2023 ("Statement"), attached herewith, being submitted by the Company pursuant to the requirements of Regulation 33 of the SEBI (Listing Obligations and Disclosure Requirements) Regulations, 2015, as amended (the "Listing Regulations").

In our opinion and to the best of our information and according to the explanations given to us, these Consolidated Financial Results:

- i. include the annual financial results of the following:
- | <u>Name of the Entity</u> | <u>Relationship</u> |
|---|---------------------|
| a. Rashtriya Metal Industries Limited | Subsidiary |
| b. RMIL Real Estate LLP
(Subsidiary of Rashtriya Metal Industries Limited) | Subsidiary |
| c. RMIL Properties LLP
(Subsidiary of Rashtriya Metal Industries Limited) | Subsidiary |
- ii. is presented in accordance with the requirements of Regulation 33 of the SEBI (Listing Obligations and Disclosure Requirements) Regulation, 2015.; and
- iii. gives a true and fair view in conformity with the applicable accounting standards and other accounting principles generally accepted in India, of the net profit and total comprehensive income and other financial information of the Group for the year ended 31st March, 2023.



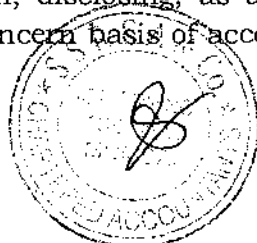
Basis for Opinion

We conducted our audit in accordance with the Standards on Auditing (SAs) specified under section 143(10) of the Act. Our responsibilities under those Standards are further described in the Auditor's Responsibilities for the Audit of the Consolidated Financial Results section of our report. We are independent of the Group in accordance with the Code of Ethics issued by the Institute of Chartered Accountants of India (ICAI) together with the ethical requirements that are relevant to our audit of the Consolidated financial results under the provisions of the Act and the Rules made thereunder, and we have fulfilled our other ethical responsibilities in accordance with these requirements and the ICAI's Code of Ethics. We believe that the audit evidence obtained by us along with consideration of audit reports of other auditors referred to in sub paragraph of "Other Matters" below, is sufficient and appropriate to provide a basis for our opinion on the Consolidated financial results.

Management's Responsibilities for the Consolidated Financial Results

The Statement has been compiled from related audited Consolidated Financial Statements. The Holding Company's Board of Directors are responsible for the preparation and presentation of the Consolidated Financial Results that gives a true and fair view of the net profit and total comprehensive income and other financial information in accordance with the applicable accounting standards prescribed under Section 133 of the Act read with relevant rules issued thereunder and other accounting principles generally accepted in India and in compliance with Regulation 33 of the Listing Regulations. The respective Board of directors of the companies included in Group are responsible for maintenance of adequate accounting records in accordance with the provisions of the Act for safeguarding of the assets of each entities and for preventing and detecting frauds and other irregularities; selection and application of appropriate accounting policies; making judgments and estimates that are reasonable and prudent; and design, implementation and maintenance of adequate internal financial controls, that were operating effectively for ensuring the accuracy and completeness of the accounting records, relevant to the preparation and presentation of the Consolidated Financial Results that give a true and fair view and are free from material misstatement, whether due to fraud or error, which have been used for the purpose of preparation of this Consolidated Financial Results by the Board of Directors of the Holding Company.

In preparing the Consolidated Financial Results, the respective Board of Directors of the companies included in Group are responsible for assessing each company's ability to continue as a going concern, disclosing, as applicable, matters related to going concern and using the going concern basis of accounting unless the respective Board




of Directors either intends to liquidate the company or to cease operations, or has no realistic alternative but to do so.

The respective Board of Directors of the Group are also responsible for overseeing the Company's financial reporting process of each entities.

Auditor's Responsibilities for the Audit of the Consolidated Financial Results

Our objectives are to obtain reasonable assurance about whether the Consolidated Financial Results as a whole is free from material misstatement, whether due to fraud or error, and to issue an auditor's report that includes our opinion. Reasonable assurance is a high level of assurance but is not a guarantee that an audit conducted in accordance with SAs will always detect a material misstatement when it exists. Misstatements can arise from fraud or error and are considered material if, individually or in the aggregate, they could reasonably be expected to influence the economic decisions of users taken on the basis of this Consolidated Financial Results. As part of an audit in accordance with SAs, we exercise professional judgment and maintain professional skepticism throughout the audit. We also:

- identify and assess the risks of material misstatement of the Consolidated Financial Results, whether due to fraud or error, design and perform audit procedures responsive to those risks, and obtain audit evidence that is sufficient and appropriate to provide a basis for our opinion. The risk of not detecting a material misstatement resulting from fraud is higher than for one resulting from error, as fraud may involve collusion, forgery, intentional omissions, misrepresentations, or the override of internal control.
- obtain an understanding of internal financial controls with reference to consolidated financial statements in order to design audit procedures that are appropriate in the circumstances, but not for the purpose of expressing an opinion on the effectiveness of such controls.
- evaluate the appropriateness of accounting policies used and the reasonableness of accounting estimates and related disclosures made by management.
- conclude on the appropriateness of management's use of the going concern basis of accounting and, based on the audit evidence obtained, whether a material uncertainty exists related to events or conditions that may cast significant doubt on the ability of the Group to continue as a going concern. If we conclude that a material uncertainty exists, we are required to draw attention in our auditor's report to the related disclosures in the Consolidated Financial Results or, if such disclosures are inadequate, to modify our opinion. Our conclusions are based on the audit evidence obtained up to the date of our auditor's report. However, future events or conditions may cause the Group to cease to continue as a going concern.



- evaluate the overall presentation, structure and content of the Statement, including the disclosures, and whether the Statement represents the underlying transactions and events in a manner that achieves fair presentation.
- obtain sufficient appropriate audit evidence regarding the Consolidated Financial Information of the entities within the Group to express an opinion on the Consolidated Financial Results. We are responsible for the direction, supervision and performance of the audit of financial information of such entities included in the Consolidated Financial Results of which we are the independent auditors. For the other entities included in the Consolidated Financial Results, which have been audited by the other auditors, such other auditors remain responsible for the direction, supervision and performance of the audits carried out by them. We remain solely responsible for our audit opinion.

We communicate with those charged with governance of the Holding Company, among other matters, the planned scope and timing of the audit and significant audit findings, including any significant deficiencies in internal control that we identify during our audit.


We also provide those charged with governance with a statement that we have complied with relevant ethical requirements regarding independence, and to communicate with them all relationships and other matters that may reasonably be thought to bear on our independence, and where applicable, related safeguards. .

Other Matter

We did not audit the consolidated financial statements of subsidiaries included in the consolidated financial results, whose financial statements reflect total assets of Rs.48838.68 lacs as at 31st March, 2023 and total revenues of Rs. 59939.65 lacs, total net profit after tax of Rs.672.95 lacs and total comprehensive income of Rs.654.74 lacs for the year ended on that date, as considered in the Consolidated Financial Results. These financial statements have been audited, by other auditors whose reports have been furnished to us by the Management and our opinion and conclusion on the Statement, in so far as it relates to the amounts and disclosures included in respect of these subsidiaries, is based solely on the reports of the other auditors and the procedures performed by us are as stated under Auditor's Responsibilities section above.


Our opinion on the consolidated financial results is not modified in respect of the above matter with respect to our reliance on the work done and the reports of the other auditors.

The Statement includes the results for the quarter ended 31st March, 2023 being the balancing figures between the audited figures in respect of the full financial year and



the published unaudited year-to-date figures up to 9 months of the current financial year, which were subjected to a limited review by us, as required under the Listing Regulations. Our opinion is not modified in respect of this matter.

For S S R C A & Co
Chartered Accountants
FRN.108726W



Shubham Jain
Partner
M. No. 443522



UDIN: 23443522BGWPMS4025

Place: Mumbai
Dated: 30.05.2023

Statement of Audited Consolidated Financial Results for the quarter and year ended 31st March, 2023

(Rs. in lakhs) Except EPS

S. No.	PARTICULARS	Quarter ended on			Year ended on	
		31-03-2023 (Audited)	31-12-2022 (Unaudited)	31-03-2022 (Audited)	31-03-2023 (Audited)	31-03-2022 (Audited)
1	Income From Operations					
	(a) Revenue from Operations	15,278.97	10,656.97	15519.97	59,775.98	53,274.68
	(b) Other Income	58.49	36.10	(2,486.48)	164.61	587.69
	Total Income From Operations (Net)	15,337.46	10,693.07	13,033.49	59,940.59	53,862.37
2	Expenses					
	a) Cost of materials consumed	9,888.74	10,068.35	8994.76	46,465.66	41,705.99
	b) Purchases of Stock-in-trade	2,036.89	310.86	80.06	2,662.14	369.62
	c) Changes in inventories of Finished Goods, WIPs & Stock-in-Trade	(1,028.88)	(2,670.59)	(585.81)	(975.04)	(4,261.42)
	d) Employee Benefits expense	544.15	566.79	798.15	2,098.76	2,219.89
	e) Finance Costs	314.53	281.22	108.69	991.38	550.45
	f) Depreciation & Amortisation Exp.	166.48	170.76	161.60	675.55	664.43
	g) Other Expenses	1,014.37	1,649.01	2397.91	7,018.30	8,161.36
	Total Expenses	12,938.27	10,376.40	11,953.36	58,936.75	49,410.32
3	Profit before Exceptional items and tax	2,399.19	316.67	1,080.13	1,003.84	4,452.05
4	Exceptional items	-	-	-	-	-
5	Profit before tax	2,399.19	316.67	1,080.13	1,003.84	4,452.05
6	Tax Expenses					
	Current Tax	190.89	10.86	145.90	201.76	787.28
	Deferred Tax	243.58	(269.39)	(228.97)	130.12	377.26
	Prior Period Tax adjustments	-	-	(9.35)	0.85	(9.19)
7	Net Profit for the period (5-6)	1,964.71	575.20	1,172.55	671.12	3,296.71
8	Other Comprehensive Income					
	Net fair value gain/(loss) on investments in equity instruments through OCI (net of tax)	(0.07)	(0.01)	0.17	(0.27)	0.54
	Remeasurement of post employment benefit obligation (net of tax)	Nil	Nil	(5.82)	(18.21)	(5.82)
9	Total Comprehensive Income for the year	1,964.64	575.19	1,166.90	652.64	3,291.43
	PROFIT ATTRIBUTABLE TO					
	Owner of the Company	1,005.88	276.12	608.87	338.08	1,665.17
	Non-controlling interests	958.84	299.06	565.67	333.04	1,631.54
	TOTAL COMPREHENSIVE INCOME ATTRIBUTABLE TO					
	Owner of the Company	328.81	(0.01)	(3.04)	328.61	(2.67)
	Non-controlling interests	324.03	Nil	(2.61)	324.03	(2.61)
10	Paid-up Equity Capital (Face Value Rs.10/- per share)	196	196.00	24.50	196.00	24.50
11	Other Equity				15,162.15	14,878.21
12	i. Earning per share of Rs. 10/- each					
	(a) Basic (In Rs.)	100.24*	29.35*	497.20*	34.24	1,345.59
	(b) Diluted (In Rs.)	100.24*	29.35*	497.20*	34.24	1,345.59
	*not Annualised					

NOTES:

- The above audited results which are published in accordance with Regulation 33 of the SEBI (Listing Obligations & Disclosure Requirements) 2015, as amended have been reviewed by the Audit Committee and approved by the Board of Directors at their meeting held on MAY 30, 2023. The financial results are in accordance with the Indian Accounting Standards (Ind-AS) as prescribed under Section 133 of the Companies Act, 2013, read with relevant Rules thereunder. These results have been audited.
- The consolidated financial statements are prepared in accordance with the principles and procedures for the preparation and presentation of Consolidated Accounts as set out in Ind AS 110 "Consolidated Financial Statements" notified by Ministry of Corporate Affairs. The consolidated financial statements of the Holding Company include its subsidiary combined on a line-by-line basis by adding together the book values of like items of assets and liabilities, income and expenses eliminating intra-group balances and transactions and resulting unrealised gains/ losses. The consolidated financial statements are prepared applying uniform accounting on all material items.
- The consolidated financial statements prepared by the subsidiary is used for the purpose of consolidation.

List of subsidiary entities which are included in the Consolidated Financial Results:

Name of the Entity	% of Ownership Interest (31st March, 2023)	% of Ownership Interest (31st March, 2022)
Rashtriya Metal Industries Ltd	50.51%	50.51%
1) RMIL Real Estate LLP	99.99%*	99.99%*
2) RMIL Properties LLP	99.90%*	99.90%*

*Represents the holding percentage of Rashtriya Metal Industries Ltd and does not indicate the effective percentage holding of the Holding Company.

- Figures to the previous periods have been regrouped, wherever necessary, to correspond with the figures of the current period.

For SPV Global Trading Limited

Balkrishna Binani
Managing Director
DIN : 00175080



Place: Mumbai
Dated : 30th May, 2023

SPV GLOBAL TRADING LIMITED

CIN: L27100MH1985PLC035268

Regd. Off. : 28/30, Anantwadi, Mumbai-400 002

Email : spvglobaltrading@gmail.com; Telephone: 022-22014001; Fax: 022-22014003

CONSOLIDATED BALANCE SHEET AS AT 31ST MARCH, 2023

(Rs'in Lacs)

CONSOLIDATED STATEMENT OF ASSETS AND LIABILITIES	As At 31.03.2023 Audited	As At 31.03.2022 Audited
ASSETS		
Non-current Assets		
Property, Plant and Equipment & intangible Asset	8,547.84	8,953.25
-Property, Plant and Equipment		
- Other Intangible Assets	18.75	51.12
Capital work-in-progress	557.84	226.56
Investment in Bullion	1.40	1.40
Investment in Property	5,357.71	5,357.71
Financial Assets		
Investments	384.95	377.14
Other Financial Assets	41.16	47.16
Current Tax Assets (Net)	0.67	3.45
Other Non-current Assets	526.68	247.49
	15,437.00	15,265.28
Current Assets		
Inventories	18,737.96	15,482.13
Financial Assets		
Trade Receivables	9,993.80	12,332.54
Cash and Cash Equivalents	565.40	601.30
Other Bank Balances	1,904.85	1,746.35
Loans	2.70	2.13
Other Financial Assets	811.42	6.46
Other Current Assets	1,489.15	1,937.47
	33,505.29	32,108.40
TOTAL ASSETS	48,942.28	47,373.67
EQUITY AND LIABILITIES		
Equity		
Equity Share Capital	196.00	24.50
Other Equity	15,162.15	14,878.21
Non-controlling Interest	15,196.58	14,872.55
	30,554.74	29,775.26
Non-current Liabilities		
Financial Liabilities		
Borrowings	NIL	NIL
Other Financial Liabilities	47.34	177.37
Provisions	80.63	75.27
Deferred Tax Liabilities (net)	1,127.17	997.16
	1,255.14	1,249.80
Current Liabilities		
Financial Liabilities		
Borrowings	5,358.14	1,809.63
Trade Payables		
-Due to Micro Enterprises & Small Enterprises	NIL	NIL
-Due to Others	10,020.88	12,518.55
Other Financial Liabilities	420.64	483.23
Provisions	87.73	279.12
Other Current Liabilities	1,232.01	1,258.07
Current Tax Liabilities (Net)	12.99	
	17,132.41	16,348.61
TOTAL EQUITY AND LIABILITIES	48,942.28	47,373.67

For SPV Global Trading Limited

Place: Mumbai
Dated : 30th May, 2023


Balkrishna Binani
Director
DIN : 00175080





SPV GLOBAL TRADING LIMITED

CIN: L65990MH1985PLC035268

Regd.Off : 28/30, Anantwadi, Mumbai-400 002

Email : tariffcinefin@yahoo.com; Telephone: 022-22014001; Fax: 022-22014003

AUDITED CONSOLIDATED CASH FLOW STATEMENT FOR THE YEAR ENDED 31ST MARCH, 2023

(Rs. in Lacs)

	As At 31-03-2023	As At 31-03-2022
A. CASH FLOW FROM OPERATING ACTIVITIES :		
a) NET PROFIT BEFORE TAX AND EXTRAORDINARY ITEMS	1,003.84	4,452.05
ADJUSTMENTS FOR:		
Dividend Received	(6.98)	(4.04)
Provision for Doubtful Debts/Bad Debts	-	10.73
Interest Paid	925.55	507.63
Fair value (gain)/loss on Investments	0.02	(41.77)
Interest received	(103.62)	(176.65)
Depreciation	675.55	664.43
Expenses related to investment activities	-	0.01
Interest on IT Refund	(0.15)	(0.51)
Licence Fees, Profit on sale of Immovable Asset/Investment & compensation received	(50.62)	(45.94)
Profit on sale of Fixed Assets	(2.52)	-
b) OPERATING PROFIT BEFORE WORKING CAPITAL CHANGES	2,441.06	5,365.95
ADJUSTMENTS FOR:		
Increase /(Decrease) in Other Current Financial Liabilities	(62.58)	(1,584.05)
Increase /(Decrease) in Current Provisions	(215.72)	1.48
Increase /(Decrease) in Non-current Provisions	5.36	4.38
Increase /(Decrease) in Other Current Liabilities	(26.06)	419.69
Increase /(Decrease) in Trade and Other Payables	(2,497.67)	5,268.57
Increase /(Decrease) in Current Borrowings	3,548.51	(3,745.18)
(Increase)/Decrease in Other Non-current Financial Assets	6.00	(10.33)
Increase /(Decrease) in Other Non Current Financial Liabilities	(130.03)	-
(Increase)/Decrease in Other Non-current Assets	(279.19)	(190.11)
(Increase)/ Decrease in Inventories	(3,255.82)	(3,906.48)
(Increase)/ Decrease in Short-term Loans and Advances	(0.57)	1,006.62
(Increase)/ Decrease in Trade Receivables and Other Receivables	2,338.75	(2,401.37)
(Increase)/Decrease in Other Current Assets	448.32	2,374.93
(Increase)/Decrease in Other Bank Balances	(158.49)	(35.27)
(Increase)/Decrease in Other Financial Assets	(804.96)	9.20
CASH GENERATED FROM OPERATIONS	1,356.89	2,578.02
Income Tax Paid	(180.70)	(1,373.12)
NET CASH FROM/(USED IN) OPERATING ACTIVITIES	1,176.18	1,204.90
B. CASH FLOW FROM INVESTING ACTIVITIES:		
Purchase of Fixed Assets & Capital Work in progress	(566.53)	(737.26)
Purchase of Intangible Assets	-	(3.60)
(Purchases)/Sale of Investments (net)	(8.21)	(911.96)
Dividend Received	6.98	4.04
Interest Received	103.77	177.16
Licence Fees and rent, Profit on sale of Immovable Asset & insurance claims	50.62	45.94
	-	(0.01)
NET CASH FROM/(USED IN) INVESTING ACTIVITIES	(413.35)	(1,425.70)
C. CASH FLOW FROM FINANCIAL ACTIVITIES		
Proceeds from Borrowings	-	(4.25)
Interest Paid	(925.55)	(507.63)
Proceeds of Right issue of Equity shares	171.50	-
Dividend Paid	(44.67)	(44.66)
NET CASH FROM/(USED IN) FINANCIAL ACTIVITIES	(798.72)	(556.55)
NET INCREASE/(DECREASE) IN CASH AND CASH EQUIVALENTS	(35.89)	(777.35)
CASH AND CASH EQUIVALENTS (OPENING BALANCE)	601.30	1378.64
CASH AND CASH EQUIVALENTS (CLOSING BALANCE)	565.40	601.30

For SPV Global Trading Limited

Place: Mumbai
Dated : 30th May,2023

Balkrishna Binani
Director
DIN : 00175080

